

## Welcome!

Please take note of some important information about your exchange period at USP.

## Enrollment at USP

For information about enrollment, dates, required documents and additional academic orientation, students must head to the local [International Office](#) of their host School/Institute from which they received the acceptance letter.

## Getting the National Foreign Registry - Carteira de Registro Nacional Migratório (CRNM)

Within 90 days upon arrival in Brazil, the exchange student will have to apply for a foreign person ID card (CRNM = Carteira de Registro Nacional Migratório), a mandatory document for their temporary or permanent residency in Brazil. The student will need a CRNM to legalize their stay in the country and to obtain a Student Bus Pass. In order to obtain their CRNM, the student must head to the local International Office of their host School/Institute. Here are some links – for reference only – with more information and a list of required documents (Lista de Documentos.): [Carteira de Registro Nacional Migratório](#) and [Federal Police - Migration FAQ](#).

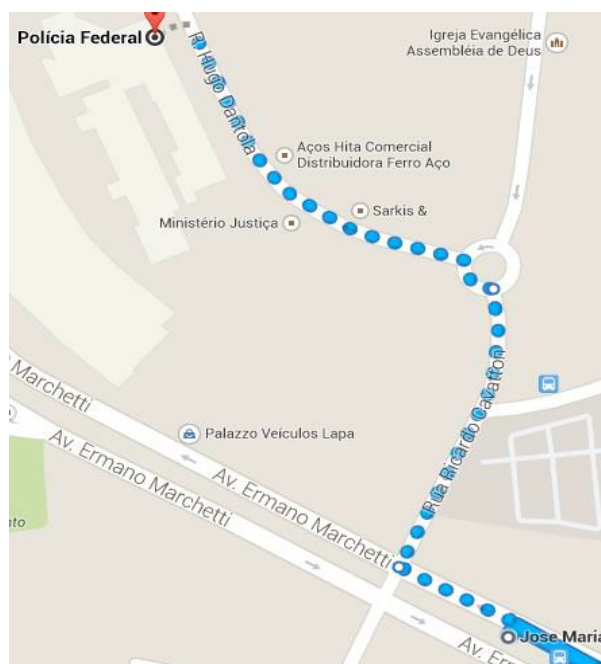
Be aware that, before any proceedings, you should contact your local Office.

## How to get to Federal Police Office – Superintendência regional do Estado de São Paulo

Address: Rua Hugo D'Antola, 95 - Lapa de Baixo - São Paulo-SP Phone: (11) 3538-5000/ (11) 3538-5126 / E-Mail: [nutel.srsp@dpf.gov.br](mailto:nutel.srsp@dpf.gov.br)

### From Anhangabaú subway station

1. Head to Clínicas subway station
2. Get on the subway heading to Vila Prudente and get off at Consolação station
3. At Consolação station, make the transfer to Linha 4-Amarela (Subway line 4-Yellow), get on the subway heading to Luz and get off at República station
4. At Republica station, make the transfer to Linha 3-Vermelha (Subway line 3-Red).
5. Get on the subway heading to Palmeiras-Barra Funda and get off at Palmeiras-Barra Funda station
6. Head to Barra Funda Bus Terminal (next to the subway station), North side - Platform A
7. Get on the 8500-10 - Terminal Pirituba bus
8. Get off at the José Maria stop (ref.: Federal Police)
9. Stay on the Ermano Marchetti avenue
10. Make a right at the Ricardo Cavatton street
11. Keep left to merge onto Hugo D'Antola street. The Federal Police building will be at number 95.



### From Faculdade de Saúde Pública (FSP) by bus

1. At Dr. Arnaldo Avenue, get on the 875H-10-Terminal Lapa bus and get off at Lapa station, located at Miguel Dell'Erba Square, 50
  2. Head to Ermano Marchetti avenue
  3. Make a left and head to Antônio Sarkis street
  4. Federal Police building entrance is located in front of Antônio Sarkis street
- Estimated walking time from Lapa Terminal to Federal Police building: 20 minutes



## How to apply for a CPF

CPF usefulness: The student will need a CPF to apply for a Student Bus Pass, open a bank account, language courses at USP, etc...

The **Cadastro de Pessoas Físicas (CPF)** is the registry of a citizen with the Brazilian IRS (Receita Federal).

### Before arrival:

In order to apply for a CPF, the foreigner can attend a representation of Brazil in his home country, following the instructions in the [Consular web portal](#) (available in Portuguese and the electronic form available in English).

### After arrival:

If already in Brazil, you can apply for a CPF online, via the Receita Federal website (available in Portuguese).

Alternatively, the foreigner can attend in person the responsible office (Banco do Brasil banks, Receita Federal or Poupatempo offices (Osasco or Sé) or. To be able to get a CPF, the foreigner must have on them a few documents when they apply. The CRNM (CIE or its protocol) is essential to be able to file the request for a CPF. Once they go to a Banco do Brasil bank or a Receita Federal office, the foreigner will receive a protocol to pick up the CPF. With this in hands, they can present it in any Poupatempo office once they've been notified of its availability.

## Housing

USP doesn't offer housing to its exchange students. The student should search for it on its own, according to their interests and financial conditions. Alternatively, there are some options available at <http://www.usp.br/internationaloffice/en/index.php/campus-life/housing> and at [Morar USP](#). USP encourages the students to participate in the [USP iFriends](#) program, in order to get information about housing. The candidates can apply to the program as soon as they have been nominated by their Home University.

For more information about housing options, the student should contact their local International Office.

## Meals

- Law School Restaurant

## Pricing

CATEGORY	PRICE per Lunch or Dinner
Student (Undergraduate or Graduate)	R\$ 2,00

## USP Menu (cardapio USP):



You can load money credits to your USP via the “Cardápio USP” app. On the app, you can generate a boleto (a bank slip payable using a bar code, being R\$20,00 and R\$200,00 the minimum and maximum allowed amounts). Upon its payment, the credits should be available in up to 3 working days.

## Portuguese as a foreign language, at the Languages Center

The student should apply only after being enrolled at USP. For more information, go to [Languages Center page](#). Pay attention to the online application form deadline: [1st of August](#). The student must have a CPF to enroll in these classes.

## Transportation – Student Bus Pass

The Bilhete Único Estudante is a card used to pay the fare on the public transport that allows a 50% discount on the bus, minibus, subway and CPTM trains fare. It allows up to 4 trips in buses or minibuses in the city during a 3 hour period, paying only one student fare.

To apply for a Bilhete Único you must have in hands the following:

- CRNM number
- CPF number
- Postal code of your address in São Paulo
- Postal code of the USP School you’re enrolled at
- Digitized 3x4 recent photo

You must already be enrolled at least in one course in your host School/Institute.

After you have confirmation on your enrollment, head to SAS – Passe Escolar office (near the Central Restaurant) and start the proceedings in order to obtain your Bilhete Único.

More information about the application can be found at (in Portuguese): <http://estudante.sptrans.com.br/>  
Current rates: <http://sptrans.com.br/tarifas>.

Note for Post-Graduate exchange students: For a student to have access to all facilities available at USP and especially discounts on restaurants (Cafeteria/Bandejão) and public transport, her/his stay should last a minimum of more than 3 months (from 91 days on).

## Campus Transportation

The place is easily accessible by public transport. Cidade Universitária is served near its campus by Butantã Station of Line 4 – Yellow of the São Paulo Metro. On the bus terminal at this station, there are three buses (Circular 1, 2 and 3) which circulates on the campus. There are lines of municipal buses network that also circulates on the campus. For more details, visit the USP Transportation page (available in Portuguese).

## USP and BUSP Cards

USP Card: Your USP Student ID card. With it, the student may use libraries, student restaurants, sports and recreational facilities, etc. It can be used electronically via the mobile app “e-Card USP”, available on the App Store/Google Play.

BUSP Card (internal USP transportation): three routes connect the campus and the Butantã subway station, and can be used for free by those who have a BUSP card. Routes:

8012-10 Metrô Butantã – Cidade Universitária

8022-10 Metrô Butantã – Cidade Universitária

8032-10 Metrô Butantã – Cidade Universitária

Your USP and BUSP cards will be available at the USP School at which you’re enrolled.

## Wireless network - eduroam

Students can access USP’s free Wi-Fi by selecting the “eduroam” network on their devices. The user login is the USP Number (“número USP”, your ID number linked to the university the USP Card) followed by @usp.br (as example: [1234567@usp.br](mailto:1234567@usp.br)), and the password is your common password for USP Digital (Mundus). More details about configurations on devices can be found at [Eduroam USP website](#) (available in Portuguese).

## Apps and other relevant links:



### E-card USP:

<http://www.sti.usp.br/appusp/e-card-usp/>  
The USP card is now digital. It substitutes the physical card, which remains valid in all situations and can be used as an ID at USP. With the E-card app you can have access to the Libraries and Restaurants.



### USP Libraries (Bibliotecas USP):

[http://www.app.usp.br/?page\\_id=59](http://www.app.usp.br/?page_id=59)  
Find where a specific book is located at USP and check its availability. Use your camera to scan a bar code and check if there is a copy of it in any USP library. Create a wishlist, suggestions and references lists with the results. Export your lists to an e-mail or a DropBox account. Find where a library is located through the map and check the working hours, contact numbers and e-mail. Alternatively, you can search USP Libraries database on Dedalus page or on Portal de Busca Integrada.



### USP Menus (Cardápio USP):

[http://www.app.usp.br/?page\\_id=70](http://www.app.usp.br/?page_id=70)  
The weekly menu for restaurants maintained by the university (Superintendência de Assistência Social, SAS) can be accessed directly on your phone or tablet. You can bookmark a restaurant and its menu will always update once you open the app. Check more information on each restaurant and where it’s located on the map.

## Links:

List of contacts: <https://site.eel.usp.br/informacoes/tel-emails>

Academic Mobility  
USP International Office

# Health Complex campus map



## Restaurante da Escola de Enfermagem

Av. Dr. Enéas de Carvalho Aguiar, 419  
Escola de Enfermagem  
Phone: **+55 (11) 3061-7518**

## Restaurante da Faculdade de Saúde Pública

Av. Dr. Arnaldo, 715  
Faculdade de Saúde Pública  
Phone: **(11) 3061-7785**

## Bandeirão

Av. Dr. Arnaldo, 715  
Faculdade de Saúde Pública  
Phone: **(11) 3061-7785**

## Restaurante da FMUSP

Av. Dr. Arnaldo, 455  
Faculdade de Medicina  
Phone: **+55 (11) 3061-7000**

Palheta - Restaurante do  
Hospital das Clínicas  
Av. Dr. Enéas de Carvalho Aguiar, 419  
Hospital das Clínicas  
Phone: **+55 (11) 2661-0000**








## AAAOC

(Associação Atlética Acadêmica Oswaldo Cruz/  
Academic Athletic Association Oswaldo Cruz)

<http://www.aaaoc.com.br>

R. Artur de Azevedo, 01, Cerqueira César  
Phone: **+55 (11) 3082-8775**

-  **EE** (Escola de Enfermagem/School of Nursing)
-  **FMUSP** (Faculdade de Medicina da USP/USP Medical School)
-  **FSP** (Faculdade de Saúde Pública/School of Public Health)
-  **Hospital das Clínicas** (Clinics Hospital)
-  **IMT** (Instituto de Medicina Tropical/Tropical Medicine Institute)

